



A Vital Part of Your  
**Well-being**

# Welcome to the First Day of a Transformed Life

There are times when you alter your routine in a way that can transform your life. As you look to improve yourself and enhance your well-being, you search for ways to clear your mind, make your body healthier and more agile. You look for contentment both within yourself and your surroundings. It's a search for experiences that allows you to say "Yes, that changed my life."

At Caldera® Spas, we design and build hot tubs for just that sort of life-altering experience. To those who think of a hot tub merely as a luxury, that could come as a surprise. Yet our purpose is to improve your life, to help you feel better

physically, mentally and even spiritually. A Caldera Spas hot tub is a personal wellness retreat that can help you feel more relaxed, flexible and focused. It can relieve the pressure on joints, reduce pain and help you unwind. It can also provide a customized massage to help muscles recover.

We invite you to include Caldera Spas in your journey and learn more about how warm water therapy and massage can truly change your life in just 20 minutes a day. It's a small investment of time that can yield dramatic results in your personal wellness journey.



## Table of Contents

Holistic Well-being	4
Benefits of Hot Tubbing	6
The Caldera Difference	8
Comfort	10
Design	12
Performance	14
Hot Tub Circuit Therapy®	16
<b>SPA MODELS</b>	
Discover Your Perfect Fit	18
Utopia® Series	20
Paradise® Series	28
Vacanza® Series	34
Shell and Cabinet Colors	40
Water Care	42
Energy-Efficiency	44
Accessories	46
Lighting	48
Wireless Music	50
Exclusive Innovations	52
Product Comparison	54
Warranty	58
Trust Caldera	59


# Caldera® Spas: An Essential Part of a Holistic Approach to Your Well-being

Wellness is not a final destination but a path to be wandered and enjoyed. No single component of the journey is a solution in and of itself. Instead, the path is winding and continuous with a variety of experiences that contribute to your overall health. We believe that using your hot tub regularly is a vital component in a holistic blend of life-shaping activities.




## Immersion and Massage

About 20 minutes a day in your hot tub can relax muscles, relieve pressure on joints, and increase circulation. Warm water immersion also provides similar benefits to the nervous system as meditation. You emerge from a daily soak feeling fully relaxed, rejuvenated and transformed.



## A Sense of Purpose

Having a sense of purpose helps you stay healthy, improves your relationships and helps you live longer. Having purpose lowers risk of mortality more than any other factors known to predict longevity.



## Nutrition

Good nutrition can reduce the risk of certain medical conditions, increase your energy, delay the effects of aging and strengthen your immune system. Invest time to learn what your body needs, and make healthy eating fun with great, delicious cooking. Resources abound!



## Connections

Connections to family and friends are essential to long-term wellness and they influence health as much as diet and fitness. Studies show that people with satisfying social connections are happier, healthier and live longer.

## Time to Relax and Recharge

Stress is a contributing factor in countless medical conditions. Taking the time to relax can reduce the effects of stress. Medical experts agree that it may even lead to benefits like lower blood pressure and reduces the likelihood of depression.



## Movement

Fitness experts agree that regular exercise can help control weight, improve mood, and boost energy. As a general goal, they suggest you aim for at least 30 minutes of physical activity every day, even if that translates to just three 10-minute walks. Do your best to make it an enjoyable part of your daily routine.



## Self-reflection, Mindfulness


Whatever form of self-reflection or mental relaxation you use to unwind is likely to help you reduce stress, improve cognitive functions and help you maintain a sense of control, balance, and renewal.



# Transforming Mind, Body, Spirit

There are substantial benefits associated with warm water immersion, and we frequently hear about many of them from other hot tub users. The 20-minute experience can change your outlook each day, giving you time to reflect, deeply relax, calm your thoughts and recharge. It provides a reset button you can push each day, one that allows you to transform body, mind and spirit.

As hot tub enthusiasts, we at Caldera® Spas believe those effects are every bit as important in the wellness equation as the incredible physical benefits that a hot tub provides.



## Why 20 Minutes Matters to You

The transformative effects of warm water have been used for centuries. With our focus on enhancing the self-care benefits of a spa through careful design and engineering, a Caldera® Spas hot tub can accomplish more than ever before.

### Promotes muscle recovery and healing

A spa's warm water massage promotes healing by increasing circulation, carrying nutrients to help cells and tissue regenerate. According to the textbook *Comprehensive Aquatic Therapy* by industry experts Dr. Bruce Becker and Dr. Andrew Cole, immersion in warm water is a "unique healing environment" that can lead to temporary relief from muscle aches and pains.

### Decreases stress

The negative effects of stress are well documented. Time in a hot tub allows you to clear your mind, relax deeply and start each day with a fresh, positive outlook.

### Relieves joint pain

Time in a hot tub creates a helpful environment for relieving joint pain and stiffness. While the water's buoyancy reduces stress on joints and muscles, warm water massage increases circulation, relaxes muscles, ligaments and tendons, and stimulates the release of endorphins, the body's natural pain reliever.

### Improves circulation

In a spa, body temperature increases and blood vessels dilate, improving circulation to carry in nutrients and oxygen. Pores open and release moisture as a cell-cleansing mechanism.

### Builds relationships

Time in a hot tub can foster heartfelt communication between you and friends or family members without distractions.



*A quick 20–30 minute nap during the day can help improve learning, memory and creative thinking. Harvard researchers say that a nap can help make you a more effective problem solver and can help you separate important information from less relevant information. But more than 20–30 minutes can make you feel groggy. Don't use napping as an alternative to less nighttime sleep. A good night's sleep in conjunction with the occasional nap yields the best results.*

Source: November 2009 Harvard Health Letter

## Sleep Better

## Sleep Deeper

Lack of sleep can have a profound effect on your health, yet roughly 60 million Americans suffer sleep disorders during the year. A hot tub can help relax you and prepare your body for sleep. But that's not all.

Sleep is normally preceded by a drop in body temperature. As you soak in your hot tub, your body temperature increases. After you leave the hot tub, the body temperature you gained begins to normalize and decrease. That more dramatic drop in core temperature signals to your brain that it's time to sleep.

You can enhance that mechanism by keeping your bedroom cool. The National Sleep Foundation suggests keeping your room between 60 and 67 degrees F, while keeping your room free of noise and other distractions.

# We Create Spas with a Focus on Comfort, Design and Performance

Our reliable, high-performance spas are designed for comfort, efficient energy use, and simple maintenance so you can focus on enjoying your hot tub often. Every feature—from the efficiency of a heater to the glow of an LED light to the versatile jet options—is crafted with that in mind.

The Caldera difference is in the details. We believe that once you've experienced the Pure Comfort®, design, and performance of your Caldera spa, you'll want to make it part of your everyday well-being routine.

## Comfort

Comfort is the essential element in our hot tubs. Deep, cradling seats and a textured Foot Ridge® help you stay relaxed and seated even when enjoying powerful jets. Perfectly positioned hydrotherapy massage melts your tension away. And a whisper-quiet sound dampening design enhances the comfort experience.

## Design

We craft each hot tub detail to awaken the senses. From rich colors and contemporary cabinet styles to the organic contours of our sculpted seats, every element is intended to soothe and delight.

## Performance

To get the most out of your spa, it needs to operate at a consistently high level. Each Caldera hot tub is engineered and built with the strictest attention to quality and efficiency. Our commitment is your assurance of reliable, energy-efficient performance for years of worry-free hot tubbing.





# Comfort Based Design

Designing a spa for Pure Comfort® is about more than just making you feel good. It's about helping you relax completely, putting you in a place where you can leave stress behind and recharge. Stress can negatively affect your immune system, your social interactions and your health in general. The ability to fully let go, to completely power down, is so vitally important to your overall well-being. So, yes, we take comfort very seriously.

## It's in the seat

Our designers have created ergonomically sculpted seats that comfortably cradle you, decompress your spine and keep you aligned. Combined with the buoyancy of the water, the seat's design releases pressure off parts of the body that are under stress all day.

Our seats are also designed in a way that helps keep the water's buoyancy from floating you out of the seat. After all, it's hard to relax when you're fighting the water to stay in place. There's also a Foot Ridge® unique to Caldera® spas that helps keep you stable in your seat even when the jets are at their strongest setting.



## Personalize your massage

Easily direct or increase water flow to the seats you choose with the diverter valves located around the Utopia® and Paradise® Series spas. Adjust the strength and flow of many individual jets to your preference by simply turning the air valves or outer ring around individual jets.

## The jets

Feeling is believing. When shopping for hot tubs, you can easily be tricked by a spa that's filled with dozens of shiny chrome jets. But what's the function of each? Is the water flow through each one based on its benefit to a specific area of your body? Are the pumps powerful enough to deliver a deep massage when needed and adjustable enough to deliver a gentle relaxing touch when that's what you want?



A Caldera spa is carefully and purposely designed with a variety of jet types, strategically placed to deliver just the right type of massage right where it's needed, whether it's your aching lower back or the soles of your feet.



# Better by Design

A Caldera spa is an investment in your wellness—it's a personal retreat where you can rejuvenate and revitalize your body and mind. Along with comfort enhancements, we focus on creating beautiful spas to complement your outdoor living space. With a range of color and cabinet choices, lighting features and entertainment options, it's easy to find the right hot tub that transforms your environment as it transforms your life.

## Exterior design

To get the most wellness benefits from your hot tub, you'll want to use it often. It's important to choose a hot tub that fits your space and is built to endure the elements. From the contemporary sculpted design of the Utopia® Series' Avante™ all-climate cabinetry to the simulated wood EcoTech® siding on Paradise® and Vacanza® Series spas, Caldera has a hot tub that's perfect for your home style.



## Interior details

It's not just what you see on the outside that makes a Caldera spa beautiful. Our thoughtful design details go beyond the sweeping contours of the acrylic spa shell and ample interior. We give special attention to every component detail, from lights and speaker placement, to the design on jets, diverters, and pillows, down to the pattern in the footwell.




## Lighting enhancements

Nothing sets a mood like the right lighting. Each of our three series of spas features its own lighting system, designed to complement the beauty and elegance of the spa.

## Soothing sounds

Whether you're relaxing on your patio or rejuvenating in your spa, music is a must-have item. Optional music and entertainment systems let you enjoy music through the spa's waterproof speakers.



# Performance by Design



We believe that performance-based design involves both the materials used to construct our spas and the efficiency, power and durability of the components that run them.

We choose and design materials for our spas based on their ability to stand up to daily use. Whether it's the reinforced acrylic interior surface, the cabinet options or insulation, starting with the best base materials ensures peak performance throughout the life of your spa.

### Healthy, clean water made easy

All water care systems require some attention and involvement, but some are far easier than others. With Caldera®, you have access to clean, healthy water without handling chemicals, and you can enjoy sparkling water whenever you're ready for a soak.

### Energy efficiency

We're committed to energy-efficient design as a way to save energy and save you money on operating costs. From our innovative FiberCor® cabinet insulation to our highly efficient EnergyPro® system to custom-fit covers, a Caldera spa meets the most stringent energy efficiency standards established for portable spas. And that saves you money.

### One-touch controls

The Advent® panel gives you intuitive control of spa functions right at your fingertips. An auxiliary control on Utopia Series spas lets you operate the spa from a second location from within the spa.



### More power when it's needed

Sometimes, you want to feel a gentle flow of water. But when you need a deep massage and the wellness benefits it offers, a Caldera Spas pump is designed to provide it. We make sure it's easy for you to customize your massage so that it works specifically for you.

### Innovative, high-quality components

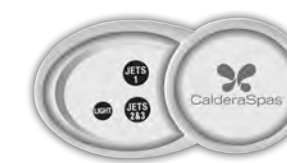
Heaters, pumps and other components are designed so they're more efficient, robust and longer-lasting.



Advent touchscreen panel (Utopia® Series)



Advent control panel (Paradise® Series)



Auxiliary control panel (Utopia Series)



# Hot Tub Circuit Therapy

When you workout in a gym with a personal trainer, he or she will create a plan that moves you from station to station with different exercises to give you a balanced, full-body workout that emphasizes all major muscle groups.

At Caldera® Spas, we've applied that same approach to massage. By configuring the jets in many Caldera models, we make sure you get the same holistic, whole-body treatment.

## Designed for Total Body Restoration

Each seat or position in a Caldera spa provides a deep massage to a different muscle group. As you move from seat to seat, jets focus on those groups, one at a time, including your neck and shoulders, the large muscles of your back, lower back, hamstrings, calves and feet.

Rotate through the circuit for total-body restoration or just concentrate on the areas that need the most attention. A Caldera spa is yours to personalize as you see fit.

1  
**UltraMassage®**  
Seat or Lounge (varies by model) for neck, shoulder and middle back massage.

2  
**Atlas® Neck Massage**  
A contoured pillow cradles your head while specialized, above water jets focus on neck and shoulders.

3  
**EcstaSeat®**  
Multiple jets focus on large muscles in your back. Select models work on wrists and calves.

4  
**Angled Calf Jets**  
Soothe muscles in the lower leg.

5  
**LumbarSsage® Seat**  
A unique jet configuration relieves tension and pain in your back's lumbar region.



6  
**Hip Jets**  
In Niagara®, Geneva®, Cantabria®, and Florence® these jets work an often overlooked stress point and enhance movement there.

7  
**Sole Soothers®**  
Jets stimulate and revive the muscles in your feet that bear your full weight all day.

8  
**Euphoria® Jets**  
These jets provide a deep, penetrating massage to thighs, knees, calves, and feet (two in most Utopia® models).

# Discover Your Perfect Fit

Everyone has their own vision of what owning a hot tub will be like. So we know your perfect Caldera® spa "fit" is as individual as you. Whatever your needs and preferences, let us help you discover the spa that will help create your perfect "Caldera moments".

## What's the Best Way to Discover the Right Spa?

Owning and maintaining a Caldera® spa is easy—and our expert Caldera retailers make buying and owning a hot tub even easier. Knowledgeable, caring and helpful, your local retailer will listen and answer every question. Schedule a free test soak and discover the fit that's right for you.

### Caldera quality

Each Caldera spa series offers models with a distinct level of value and features. And all Caldera spas are designed with our signature combination of Pure Comfort®, design, and performance to deliver optimal self-care and daily renewal.

### Hallmark features:

- Beautiful interior acrylic shell, hand-crafted with our three-layer DuraBond system for strength
- Superior strength and design appeal of the Avante™ all-climate cabinetry on Utopia® Series models
- Durable, low-maintenance EcoTech® cabinets on Paradise® and Vacanza® Series spas with the aesthetic appeal of natural wood
- Quiet and energy-efficient EnergyPro® system to minimize operating costs
- Energy-efficient and environmentally responsible proprietary FiberCor® insulation
- Integrated, low-maintenance FROG® in-line water care system

### Utopia® Series

For the most ideal personal care experience, Caldera presents the Utopia Series featuring an exclusive combination of high-performance details and transformational design. Utopia Series models offer the pinnacle of hot tub comfort, design, and performance. Ease of use, low operating costs, and an exceptional hot tub experience make Utopia Series the preferred choice of discerning spa owners.

### Paradise® Series

The high-quality Paradise Series models offer a blend of mid-range premium options and functions for complete restorative relaxation.

### Vacanza® Series

The Vacanza Series models combine many signature Caldera comfort and quality features, delivering daily renewal at a great value.

#### UTOPIA® SERIES



**Cantabria®** 9' x 7'7" x 38" · Seats 8 Adults  
**Geneva®** 7'5" x 7'5" x 38" · Seats 6 Adults  
**Niagara®** 7'5" x 7'5" x 38" · Seats 7 Adults  
**Tahitian®** 7' x 7' x 36" · Seats 6 Adults  
**Florence™** 7' x 7' x 36" · Seats 6 Adults  
**Provence™** 6'6" x 7' x 35" · Seats 4 Adults

#### PARADISE® SERIES



**Makena®** 7'5" x 7'5" x 36" · Seats 6 Adults  
**Salina®** 7'5" x 7'5" x 36" · Seats 7 Adults  
**Martinique®** 7'5" x 6'4" x 34" · Seats 5 Adults  
**Kauai®** 7' x 5'5" x 29" · Seats 3 Adults

#### VACANZA® SERIES



**Palatino®** 7'5" x 7'5" x 38" · Seats 6 Adults  
**Marino®** 7' x 7' x 36" · Seats 6 Adults  
**Vanto®** 7' x 7' x 36" · Seats 7 Adults  
**Tarino™** 6'10" x 6'10" x 33" · Seats 5 Adults  
**Aventine®** 5'4" x 5'4" x 29" · Seats 2 Adults

# THE UTOPIA® SERIES



- 1. Bar top has crisp lines with large flat surfaces and more room to set a drink.
- 2. A functional diagnostic logo light shows that the spa is working at the proper temperature and whether it needs servicing.
- 3. The filter grate design hides the compartment and reduces noise.
- 4. The ABS base pan beautifully frames the bottom of the spa and minimizes ground contact to protect components, improve energy efficiency, and add support.
- 5. Dimensional stainless steel trim and black spacer highlight the spa's appeal.
- 6. Durable and innovative, the Avante™ cabinet is a lightweight yet extremely durable "floating façade" available in three earth mineral hues.
- 7. Integrated cabinet lighting brightens all four corners and the surrounding area. The lighting can be set to automatically come on at the same time every evening.

## Utopia Series Spas: All You Need to Relax

The transformational design of the Utopia® Series spas has unique sculptural detailing unlike anything on the market. Its Avante™ all-weather cabinetry is as durable as it is enduring in its beauty. It is designed to withstand harsh sun and snowy winter conditions and still look as good as new year-round.

### Comfort enhancements

Comfort is essential to wellness. It's what allows you to begin releasing tension and stress, both mentally and physically. Each of our six Utopia Series models have up to eight Hot Tub Circuit Therapy® stations so you can focus your massage experience on the areas that need attention.

You'll sit comfortably in the deep seats and spacious interior to focus on enjoying the rejuvenating jet action on your back, hips, thighs, calves and feet. Specialized jets include the UltraMasseuse® system, OrbiSsage® rotating jets, hip jets, and the Atlas® Neck Massage system.



Most Utopia models feature two Euphoria® jets in the footwell that can work independently or together to deliver a powerful restorative massage to the feet and legs. It's an experience that will help you fully power down and recharge.

### Performance enhancements

Utopia Series spas are remarkable for their power and efficiency. They're also remarkably easy to care for and use. The Frog® @ease In-Line System with SmartChlor® Technology and Monarch® CD Ozone System are standard on Utopia models, delivering the most effective water care system. The 100-square-foot filter requires only infrequent cleaning or changing. A thermal isolated base pan protects your spa components and prevents your spa from losing energy through contact with the ground. Finally, the intuitive Advent® touchscreen LCD control panel lets you make precise adjustments to your water temperature, jets, and lighting with ease.



SpaGlo® zone lighting is enhanced with an interior LED Points-of-Light multi-color system for the most dramatic impact. Lighting is tastefully integrated into all four corners of the spa, which can be automatically turned on or off.

#### CANTABRIA®



Seats 8 Adults  
9' x 7'7" x 38"  
74 Jets

#### GENEVA®



Seats 6 Adults  
7'5" x 7'5" x 38"  
55 Jets

#### NIAGARA®



Seats 7 Adults  
7'5" x 7'5" x 38"  
52 Jets

#### TAHITIAN®




Seats 6 Adults  
7' x 7' x 36"  
48 Jets

#### FLORENCE™



Seats 6 Adults  
7' x 7' x 36"  
46 Jets

#### PROVENCE™



Seats 4 Adults  
6'6" x 7' x 35"  
43 Jets

UTOPIA SERIES®  
**CANTABRIA®**

The spacious Cantabria, our signature hot tub, redefines hydrotherapy. It comfortably fits eight adults and features the UltraMassage® lounge with the customizable UltraMasseuse® System. This jetting system will make you feel like royalty as you create your personal spa experience with six different jet sequences and three speeds.



Shown with Arctic White shell and Slate cabinet (above), Arctic White shell (below)

Seating Capacity	8 adults
Dimensions	9' x 77" x 38" 274 cm x 231 cm x 97 cm
Hydromassage Jets 74 total	1 Euphoria® jet 2 OrbiSsage® jets 7 VersaSsage® jets 4 AdaptaSsage® jets 4 Euro-Pulse® jets 56 Euro jets
Atlas® Neck Jet	Massage system
UltraMasseuse® System	6 jetting sequences; 3 speeds
Water Care System	Monarch® CD Ozone FROG® In line cartridge-ready

**Hot Tub Circuit Therapy**

Angled Calf Jets	LumbarSsage® Seat
Atlas® Neck Massage	UltraMassage®
EcstaSeat®	Sole Soothers®
Euphoria® Jet	

**Enhancements**

- 2 Hip Jets in EcstaSeat®
- 2 Hip Jets in LumbarSsage® Seat
- 14 Interior Points of Light

See pages 54-57 for full product specifications.



“ A truly remarkable piece of equipment. The jets are strategically placed for all parts of your body. The massage lounge is heaven. ”

— Cantabria Owner  
Boiling Springs, PA

UTOPIA SERIES®  
**GENEVA®**

The Geneva is a luxury hot tub featuring a spacious interior that seats six adults. The comfortable UltraMassage® lounge and dual Euphoria® massage jets provide the ultimate powerful massage to thighs, knees, calves, and relieves tired feet.



Shown with Arctic White shell and Sand cabinet (above), Arctic White shell (below)

Seating Capacity	6 adults
Dimensions	7'5" x 7'5" x 38" 226 cm x 226 cm x 97 cm
Hydromassage Jets 55 total	2 Euphoria® jets 2 OrbiSsage® jets 4 VersaSsage® jets 4 AdaptaSsage® jets 1 AdaptaFlo® jet 2 Euro-Pulse® jets 40 Euro jets
Atlas® Neck Jet	Massage system
Water Care System	Monarch® CD Ozone FROG® In line cartridge-ready

**Hot Tub Circuit Therapy**

Angled Calf Jets	LumbarSsage® Seat
Atlas® Neck Massage	UltraMassage®
EcstaSeat®	Sole Soothers®
2 Euphoria® Jets	

**Enhancements**

- 2 Hip Jets in EcstaSeat
- 4 Additional Angled Calf Jets
- 2 Additional Mid-Sized Jets
- 12 Interior Points of Light

See pages 54-57 for full product specifications.



“ The Geneva is the latest of several spas we have owned, and by far the best. Comfortable, relaxing, and energy-efficient. ”

— Geneva Owner  
Lockport, NY

UTOPIA SERIES®  
**NIAGARA®**

If you're looking for a spa that comfortably accommodates friends and family, seating seven adults, the Niagara hot tub is a crowd pleaser. The only Utopia® model with his and her EcstaSeats®, this spa is versatile, powerful, and an exceptional performer.



Shown with Arctic White shell and Brownstone cabinet (above), Arctic White shell (below)

Seating Capacity	7 adults
Dimensions	7'5" x 7'5" x 38" 226 cm x 226 cm x 97 cm
Hydromassage Jets 52 total	2 Euphoria® jets 2 OrbiSsage® jets 4 VersaSsage® jets 2 AdaptaFlo® jets 4 Euro-Pulse® jets 38 Euro jets
Atlas® Neck Jet	2 Massage systems
Water Care System	Monarch® CD Ozone FROG® In line cartridge-ready

**Hot Tub Circuit Therapy**

Angled Calf Jets	2 Euphoria® Jets
2 Atlas® Neck Massage Systems	LumbarSsage® Seat UltraMassage®
2 EcstaSeat® Seats	

**Enhancements**

- 2 Hip Jets in each EcstaSeat
- 12 Interior Points of Light

See pages 54-57 for full product specifications.



*“I have used the Niagara for the last 6 years and absolutely love it. It is the perfect relaxation tub for teenagers and an awesome therapy tub.”*

— Niagara Owner  
Jackson Hole, WY

UTOPIA SERIES®  
**TAHITIAN®**

Many describe the Tahitian hot tub as “just right”. Whether you are planning a party or looking to complement your workout routine, the lounge model Tahitian spa won't disappoint. Relax in this hot tub knowing that it's loaded with hydrotherapy features that you'll enjoy day-in and day-out.



Shown with Arctic White shell and Slate cabinet (above), Arctic White shell (below)

Seating Capacity	6 adults
Dimensions	7' x 7' x 36" 213 cm x 213 cm x 91 cm
Hydromassage Jets 48 total	2 Euphoria® jets 2 OrbiSsage® jets 4 VersaSsage® jets 2 AdaptaSsage® jets 2 AdaptaFlo® jets 36 Euro jets
Water Care System	Monarch® CD Ozone FROG® In line cartridge-ready

**Hot Tub Circuit Therapy**

Angled Calf Jets	LumbarSsage® Seat
Atlas® Neck Massage	UltraMassage®
EcstaSeat®	Sole Soothers®
2 Euphoria® Jets	

**Enhancements**

- 2 additional Angled Calf Jets
- 10 Interior Points of Light

See pages 54-57 for full product specifications.



*“After two full years of use on an almost nightly basis, I still love it and have not had a single service issue or problem. It is worth every penny.”*

— Tahitian Owner, CT

UTOPIA SERIES®  
**FLORENCE™**

The thoughtful open seat design of this 7' spa that seats six adults makes it an ideal spa for entertaining friends or spending time with family. With 46 therapy jets and an Atlas® Neck Massage System, it's also perfect for enjoying a daily 20-minute renewal soak alone.



Shown with Arctic White shell and Slate cabinet (above), Arctic White shell (below)

Seating Capacity	6 adults
Dimensions	7' x 7' x 36" 213 cm x 213 cm x 91 cm
Hydromassage Jets 46 total	2 Euphoria® jets 2 OrbiSsage® jets 4 VersaSsage® jets 4 AdaptaSsage® jets 2 Euro-Pulse® jets 32 Euro jets
Water Care System	Monarch® CD Ozone FROG® In line cartridge-ready

**Hot Tub Circuit Therapy**

Angled Calf Jets	LumbarSsage® Seat
Atlas® Neck Massage	UltraMassage®
EcstaSeat®	
2 Euphoria® Jets	

**Enhancements**

- 4 additional Angled Calf Jets
- 2 Hip Jets in EcstaSeat®
- 10 Interior Points of Light

See pages 54-57 for full product specifications.



“ Staying hydrated helps you manage weight, lowers risk of heart attack, moisturizes your skin and increases its elasticity, and lubricates joints. ”

—Source: Livestrong.org

UTOPIA SERIES®  
**PROVENCE™**

The Provence is a patio-size spa featuring “his and her” lounges and seating for up to 4 adults. Its smaller profile makes it ideal for couples looking for a high-performance, luxury spa to fit a compact space. The spa fits through most exterior standard doorways for convenient installation.



Shown with Arctic White shell and Slate cabinet (above), Arctic White shell (below)

Seating Capacity	4 adults
Dimensions	6'6" x 7' x 35" 198 cm x 213 cm x 91 cm
Hydromassage Jets 43 total	1 Euphoria® jet 2 OrbiSsage® jets 2 VersaSsage® jets 2 AdaptaSsage® jets 36 Euro jets
Water Care System	Monarch® CD Ozone FROG® In line cartridge-ready

**Hot Tub Circuit Therapy**

Atlas® Neck Massage	UltraMassage®
EcstaSeat®	Sole Soothers®
Euphoria® Jet	

**Enhancements**

- 2 sets Angled Calf Jets
- Lounge with EcstaSeat®
- 10 Interior Points of Light

See pages 54-57 for full product specifications.



“ Relaxation and general stress relief are among the many benefits your hot tub offers. Stepping out of the cold morning air and into warm, softly-bubbling water is enough to wash away your concerns and help you prepare for a productive day. ”

—Source: Caldera Wellness Blog

# THE PARADISE® SERIES



## Versatile Spas Designed with Your Well-being in Mind

Our Paradise® Series is known for its versatility, premium range of options, and robust performance. In addition to its energy-efficient EnergyPro® system, its design enhancements include an intuitive control panel, contemporary jet face design, and beautiful interior and exterior color options. The series includes four models, sized for three to seven adults.

### Performance features

Like all Caldera® spas, the Paradise models feature performance innovations such as our exclusive energy-efficient FiberCor® insulation and the integrated FROG® in-line water care system.

All Paradise Series spas feature a DuraBond reinforced shell and a durable, low-maintenance EcoTech® cabinet.

The LCD Control Panel is more intuitive to use than ever before, giving you simple control of jets, lighting, and the integrated wireless sound system (optional).



Paradise Series control panel

### Comfort and design features

Each Paradise model includes massage jets specially configured for Hot Tub Circuit Therapy® to maximize relief of tired muscles. Favorites include the EcstaSeat®, a powerful Euphoria® jet, and the stimulating Sole Soothers® foot jets (varies by model). Conveniently placed diverters allow you to adjust and direct jet pressure to the seats of your choice.

Subtle style details throughout each Paradise model create a special ambiance, including the illuminated Acquarella® waterfall (featured in photo above), handrail, and flush-mount speakers on entertainment-ready spas.

#### MAKENA®



- 👤 Seats 6 Adults
- 📏 7'5" x 7'5" x 36"
- 🔥 46 Jets

#### SALINA®



- 👤 Seats 7 Adults
- 📏 7'5" x 7'5" x 36"
- 🔥 40 Jets

#### MARTINIQUE®



- 👤 Seats 5 Adults
- 📏 7'5" x 6'4" x 34"
- 🔥 34 Jets

#### KAUAI®



- 👤 Seats 3 Adults
- 📏 7' x 5'5" x 29"
- 🔥 31 Jets

The Makena, a full-featured, full-sized lounge spa model in the popular Paradise® Series, is perfect for daily personal care, family time, and entertaining. The Makena features our signature comfort, performance, and design amenities including 46 jets, 12 points of light, a backlit Acquarella® waterfall, and seating for up to 6 adults.



Shown with White Pearl shell and Espresso cabinet (above), White Pearl shell (below), and EcoTech® step

Seating Capacity	6 adults
Dimensions	7'5" x 7'5" x 36" 226 cm x 226 cm x 91 cm
Hydromassage Jets 46 total	1 Euphoria® jet 6 VersaSage® jets 2 AdaptaFlo® jets 37 Euro jets
FROG® Water Care System	Integrated; cartridge-ready

#### Hot Tub Circuit Therapy

EcstaSeat®	UltraMassage®
Euphoria® Jet	Sole Soothers®
LumbarSsage® Seat	

See pages 54–57 for full product specifications.



“There are so many different configurations for running the jets and moving about in the spa. Its sculptured shape is very welcoming.”

— Makena Owner  
Springville, AL

The Salina is a paradise found. The comfort-styled open seat spa is roomy enough for seven. Its spacious two-level footwell features the powerful Euphoria® jet for multi-position enjoyment. With 40 jets and two, 2.5 HP ReliaFlo® jet pumps onboard, this hot tub is a power-packed massage “machine”.



Shown with White Pearl shell and Teak cabinet (above), White Pearl shell (below), and EcoTech® step

Seating Capacity	7 adults
Dimensions	7'5" x 7'5" x 36" 226 cm x 226 cm x 91 cm
Hydromassage Jets 40 total	1 Euphoria® jet 6 VersaSage® jets 4 AdaptaFlo® jets 29 Euro jets
FROG® Water Care System	Integrated; cartridge-ready

#### Hot Tub Circuit Therapy

EcstaSeat®	
Euphoria® Jet	
LumbarSsage® Seat	

See pages 54–57 for full product specifications.



“Jets are great and the foot well jet is just wonderful. That was the selling point for us.”

— Salina Owner, MI



PARADISE SERIES®  
**MARTINIQUE®**

This Martinique is spacious and contemporary. Its sculpted shape is like an island retreat—welcoming and inviting. The spa's contoured look features a roomy lounge with an expanded leg area and FootRidge® enhancements. With a generous jetting system, the Martinique® takes relaxation to a new level.



Shown with White Pearl shell and Coastal Gray cabinet (above), White Pearl shell (below), and EcoTech® step

Seating Capacity	5 adults
Dimensions	7'5" x 6'4" x 34" 226 cm x 193 cm x 86 cm
Hydromassage Jets 34 total	7 VersaSsage® jets 2 AdaptaSsage® jets 1 AdaptaFlo® jet 24 Euro jets
FROG® Water Care System	Integrated; cartridge-ready

**Hot Tub Circuit Therapy**

- EcstaSeat®
- LumbarSsage® Seat
- UltraMassage®
- Sole Soothers®

See pages 54–57 for full product specifications.



“ My Martinique spa is the most therapeutic and relaxing comfort I enjoy every day. For value and outstanding quality, you cannot go wrong with a Caldera. ”

— Martinique Owner  
Medford, OR

PARADISE SERIES®  
**KAUAI®**

Named for an island popular among vacationers, the Kauai redefines easy living. The Kauai hot tub seats 3 adults and features the UltraMassage® lounge and EcstaSeat®. Powerful spa jets and conversation seating makes the Kauai a popular 3 person hot tub. With 24 Euro jets, 5 VersaSsage® jets and a powerful ReliaFlo® 2.0 HP pump, the Kauai is a powerhouse of pleasure.



Shown with White Pearl shell and Espresso cabinet (above), White Pearl shell (below)

Seating Capacity	3 adults
Dimensions	7' x 5'5" x 29" 213 cm x 165 cm x 75 cm
Hydromassage Jets 31 total	5 VersaSsage® jets 2 Euro-Pulse® jets 24 Euro jets
FROG® Water Care System	Integrated; cartridge-ready

**Hot Tub Circuit Therapy**

- EcstaSeat®
- LumbarSsage® Seat
- UltraMassage®
- Sole Soothers®

See pages 54–57 for full product specifications.



“ Easy to maintain, easy to use. Fits perfectly on our deck. We love it! ”

—Kauai Owner, MI

# THE VACANZA® SERIES



## The Wellness Benefits of a Caldera Spa at a Great Value



The Vacanza® Series gives you access to the wellness and renewal benefits of a hot tub at a great value. Like all our hot tubs, Vacanza models include hydrotherapy jets that target major muscle groups to work away stress so you emerge fully rejuvenated.

These streamlined spas are ergonomically designed to cradle your body and feature a uniquely textured Foot Ridge® that lets you stay securely in your seat, helping you relax, especially when enjoying powerful jets. The sight and sound of the Acquarella® waterfall delights the senses and offers a peaceful meditative background.

All Vacanza Series spas are crafted for durability so you can enjoy them every day. Its features include:

- Integrated FROG® in-line water care
- Energy-efficient FiberCor® insulation
- Durable, low-maintenance EcoTech® cabinet
- 115v/20 amp plug-in (Tarino™ and Aventine® models)



*Burn more calories in the same amount of time! A 2006 study in the British Journal of Sports Medicine showed that walkers in their fifties burned 25% more calories when they increased their walking speed a mere half mile per hour from 3.6 mph to 4.1 mph. But the caloric burn gets greater as speed increases. Add another half mile per hour from 4.1 to 4.6 and the effect burns 32 percent more calories.*

Source: The Walking-Off-Weight Breakthrough, Michele Stanten, More Magazine

PALATINO®



Seats 6 Adults  
7'5" x 7'5" x 38"  
45 Jets

MARINO®



Seats 6 Adults  
7' x 7' x 36"  
35 Jets

VANTO®



Seats 7 Adults  
7' x 7' x 36"  
35 Jets

TARINO™



Seats 5 Adults  
6'10" x 6'10" x 33"  
23 Jets

AVENTINE®



Seats 2 Adults  
5'4" x 5'4" x 29"  
14 Jets



VACANZA SERIES®  
PALATINO®



Shown with White Pearl shell and Espresso cabinet (above),  
White Pearl shell (below), and EcoTech® step



The Palatino spa seats six adults, features the Acquarella® waterfall, and has 45 powerful hydromassage jets. This value-priced hot tub is stylish and spacious.

Seating Capacity	6 adults
Dimensions	7'5" x 7'5" x 38" 226 cm x 226 cm x 98 cm
Hydromassage Jets 45 total	4 AdaptaSsage® jets, 6 AdaptaFlo® jets, 35 Euro jets
FROG® Water Care System	Integrated; cartridge-ready

See pages 54-57 for full product specifications.

VACANZA SERIES®  
MARINO®



Shown with Midnight Canyon shell and Teak cabinet (above),  
Midnight Canyon shell (below), and Polymer step



Six adults fit comfortably in the Marino, a popular Vacanza® Series spa with 35 hydromassage jets and a surprising range of features that make caring for and enjoying your hot tub a simple pleasure.

Seating Capacity	6 adults
Dimensions	7' x 7' x 36" 213 cm x 213 cm x 91cm
Hydromassage Jets 35 total	3 AdaptaSsage® jets 5 AdaptaFlo® jets 27 Euro jets
FROG® Water Care System	Integrated; cartridge-ready

See pages 54-57 for full product specifications.

VACANZA SERIES®  
VANTO®



Shown with Tuscan Sun shell and Espresso cabinet (above),  
Tuscan Sun shell (below), and Polymer step



A non-lounge hot tub, the Vanto model features the stylish design and powerful spa jetting system found on all Vacanza Series hot tubs.

Seating Capacity	7 adults
Dimensions	7' x 7' x 36" 213 cm x 213 cm x 91cm
Hydromassage Jets 35 total	3 AdaptaSsage® jets 5 AdaptaFlo® jets 27 Euro jets
FROG® Water Care System	Integrated; cartridge-ready

See pages 54-57 for full product specifications.

VACANZA SERIES®  
TARINO™



Shown with White Pearl shell and Espresso cabinet (above),  
White Pearl shell (below), and Polymer step

VACANZA SERIES®  
AVENTINE®



Shown with Sterling Marble shell and Coastal Gray cabinet (above),  
Sterling Marble shell (below)



This unique double-lounge spa offers targeted therapeutic renewal at a great value. The Tarino seats 5 and features 115v/230v convertible electrical configuration, 23 powerful jets, a waterfall, and lights. It's the perfect spa for a couple or small family.



The Aventine® hot tub has been specially designed for small spaces, fits exceptionally well in a corner, and features a 115/230v convertible electrical configuration. So tuck it away and enjoy a wonderful hydromassage experience in this two-person hot tub.

Seating Capacity	5 adults
Dimensions	6'10" x 6'10" x 33" 208 cm x 208 cm x 84 cm
Hydromassage Jets 23 total	2 AdaptaSsage® jets 4 AdaptaFlo® jets 17 Euro jets
FROG® Water Care System	Integrated; cartridge-ready

See pages 54-57 for full product specifications.

Seating Capacity	2 adults
Dimensions	5'4" x 5'4" x 29" 162 cm x 162 cm x 74 cm
Hydromassage Jets 14 total	6 AdaptaFlo® jets 2 Euro-Pulse® jets 6 Euro jets
FROG® Water Care System	Integrated; cartridge-ready

See pages 54-57 for full product specifications.



# Design Palette



## Colors that Blend with Your Life & Your Surroundings

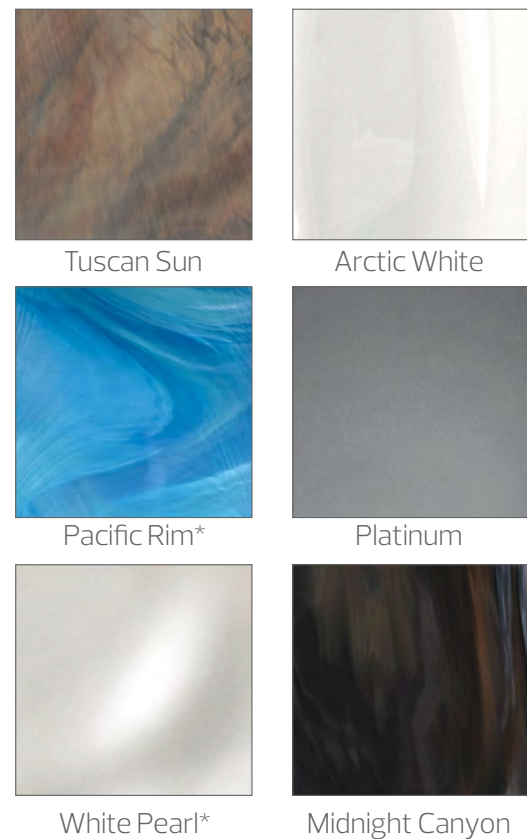
Choose the color of your new spa's hand-crafted, three layered DuraBond shell, EcoTech® or Avante™ cabinet, and cover to coordinate your spa with your house, patio, or whatever area you wish. We'll build your spa to the combination you choose.

- 1 Choose your shell color**  
Paradise® and Vacanza® Series spas are available in up to five contemporary colors, featuring either a smooth or textured finish. Selection varies by model.
- 2 Choose your cabinet color**  
Paradise and Vacanza Series spas have a low-maintenance, durable EcoTech spa cabinet that combines the look of real wood with reinforced polymers. EcoTech is backed by up to a three-year warranty.
- 3 Choose your cover color**  
Caldera® spa covers, with their integrated cover lifter bar, deliver safety and energy efficiency. Color-coordinated with the spa cabinets, our covers feature dense foam insulation wrapped in durable marine-grade vinyl, and include ASTM-compliant child-safety locks.

## The Utopia® Series

As part of our Utopia Series design transformation, we've introduced our revolutionary Avante™ Cabinet in three colors inspired by earth mineral hues. Shell colors vary by model.


### SHELL



### CABINET




### COVER




\* Pacific Rim and White Pearl are not available on the Cantabria®. Additional charges may apply to particular combinations. See dealer for details.

## Paradise® and Vacanza® Series


### SHELL



### CABINET



### COVER



\* Aventine® only available in Desert and Sterling Marble. Additional charges may apply to particular combinations. See dealer for details.

# It's Easy to Keep Spa Water Fresh and Healthy

Relax in your hot tub with water care systems that keep your spa sanitized, clear and ready to use any time. It's easy with a Caldera® spa.



## Our Easiest Water Care System

The FROG® @ease™ In-Line System with SmartChlor® Technology maintains crystal-clear water automatically. Pre-filled cartridges eliminate the guesswork and combine chlorine and minerals for carefree, self-regulating sanitization and balanced pH. Chemical odors are minimized because you'll use up to 75% less chlorine. Minerals condition the water for a softer feel.

The @ease SmartChlor and Mineral Cartridges fit out of sight, in the spa's filtration system, and chlorine is released slowly to maintain more consistent levels. Simply set the dial on the cartridges and insert them into the spa. Chlorine cartridges last up to four weeks; mineral cartridges last up to four months. *Available in the U.S. only.*

### Also Available with Bromine

SPA FROG bromine and mineral cartridges are available to those who prefer an alternative to chlorine.



## The Ultimate in Water Care



Our Monarch® CD Ozone System mixes concentrated ozone bubbles into the water to neutralize contaminants. When used in conjunction with the @ease SmartChlor Cartridge, you'll get our most effective water care system. The CD Ozone

System is standard on Utopia® models, and optional on Paradise® and Vacanza® models.

As an option for virtually chlorine-free water care, combine the CD Ozone System with Monarch Silver Cartridges and MPS non-chlorine oxidizers instead of the @ease cartridge.

## Best Prep for Clean Water

Make the most of your water care system with these chemical-free accessories to ensure you start with fresh, clean water in your spa.

### Clean Screen®

Attach this pre-filter to your garden hose to remove organic contaminants, tannins, copper, iron and other metals from the water as you fill your spa.



### Vanishing Act®

This calcium remover reduces buildup for softer-feeling water that's silkier on your skin. It helps protect your spa from the damaging effects of hard water.



# Energy-efficient Caldera® Innovations Save You Money Every Day

## Better for the Environment

Why put so much effort and engineering into making a hot tub so highly energy-efficient? Because it's the right thing to do. It's better for the planet and it's better for your budget.

When it comes to a hot tub, "energy efficiency" translates directly to lower operating costs. In fact, saving money on a model that's not energy efficient could wind up costing you much more over the life of the spa.

That's why we've committed our design and engineering resources to making Caldera Spas one of the most energy-efficient hot tubs available. Just like the wellness benefits you get from our hot tubs, the savings you get from choosing Caldera will add up every day.

### EnergyPro® technology

The innovative EnergyPro system in our Utopia® and Paradise® Series models keeps water hot and always ready for use while meeting the most stringent energy standards established by the California Energy Commission for portable spas. The EnergyPro circulation pump operates continually at very low wattage to filter water. Heater use is reduced, because 80 percent of the energy used to operate the pump is transferred back to the water as heat.

### Custom high-density covers

We custom-build our covers to the exact measurements of our spas to ensure a tight seal between the bar top and cover for optimum energy efficiency. The full-foam cover is wrapped in durable, marine-grade vinyl and includes child safety locks. All our covers are UL listed in compliance with ASTM standards.



## FiberCor® An innovation in hot tub energy efficiency

Caldera spas are insulated with proprietary FiberCor® insulation that has four times the density of the urethane foam used in most hot tubs. This industry breakthrough insulation is completely recyclable, 100% non-petroleum based and is free of harmful emissions. As a result, FiberCor provides superior insulation, improves hot tub performance, lowers energy costs, and is better for the environment.

# The Essentials that Every Spa Needs

A cover lifter is an essential spa accessory that protects your spa, the cover, and your investment. Designed to allow one person to effortlessly fold the cover back and out of the way, a lifter makes it easy for you to be in your spa in seconds, enjoying all the benefits of a daily 20-minute soak.

Without a lifter, your cover could be damaged as you take it on and off. That damage can affect the cover's energy efficiency and wind up costing you money in

energy bills. And anecdotal evidence suggests you'll tend to use your hot tub much less if getting the cover off and on is difficult and time-consuming.

Designed to integrate seamlessly with Caldera® spas, we offer four ProLift® Cover Lifter options that protect your cover and are easy to use. Talk to your dealer to see which is right for your model of spa and your needs.




## ProLift

The ProLift (*not available on Utopia® Series spas*) attaches to both cover and cabinet and has a built in safety lock. Requires 14" minimum clearance.



## ProLift II

The ProLift II uses a single pneumatic gas shock for smooth operation. Requires 24" minimum clearance.



## ProLift III

Our best lifter, the ProLift III has two pneumatic gas shocks to provide smooth, quiet operation. Very little effort is required to remove or replace the cover, even on larger spa models, because the shocks do the heavy lifting. Requires 24" minimum clearance.



## ProLift IV

For decks, gazebos, or other areas where clearance is limited, the ProLift IV enables you to position the cover vertically, just behind the spa. Requires 7" minimum clearance.

*Actual clearance may vary depending on spa model and location*



## Umbrella

Protect yourself from direct sunlight or rain with our large 9'8" diameter umbrella. The umbrella pivots to cover the spa or your patio. The base slips securely under the spa cabinet for stability. Umbrella available in Crème or Navy.

## Handrail

Our handrail is ideal for children, seniors or anyone who wants to feel more secure getting in or out of their spa. The baseplate slips securely under the spa cabinet for stability, and the curved rail pivots for entrance or exit. For added safety, the handrail is illuminated with an LED light.

## Towel tree

Hang towels or robes while you take a rejuvenating soak. Made with weather-resistant, powder-coated aluminum.

## Steps



### Avante™

These two-tiered steps match the Avante all-weather cabinet on our Utopia® models. Available in Slate, Sand and Brownstone.



### EcoTech®

Our durable EcoTech steps are made from the same weather-resistant material used to construct our exterior cabinets. Available in Coastal Gray, Espresso and Teak.



### Polymer

This economical 32" step is durable, lightweight and made of recycled materials. Available in Coastal Gray, Espresso and Teak.



*Looking for natural methods for reducing inflammation? Natural anti-inflammatories with impressive results include black cherry juice, turmeric, and even cinnamon. A simple online search provides details. As always, check with your doctor before adopting any supplemental health plan.*

Source: [Livestrong.org](http://Livestrong.org)



# Enhance Your Sense of Calm and Well-being with Just the Right Light

Part of the wellness equation involves creating the right frame of mind, whether you're trying to achieve a state of deep relaxation or a lively setting. Color and lighting are great for creating the ideal environment, especially at night. Adjust the intensity and color rotation to create the ideal evening mood.



## LED Points of Light System *Paradise® and Vacanza® Series*

The Caldera Points of Light System casts a reflective glow throughout the footwell, interior and water edge of your spa. Set it to reveal the color of your choice or to reveal a slowly rotating display of all six colors.

## SpaGlo® Multi-Zone LED Lighting with Pin-Point Lighting *Utopia® Series*

The SpaGlo system in our Utopia Series models includes six colors that accent individual zones throughout the spa, such as the bar top, footwell, waterfall, points of light and exterior corners. All the zone lighting is adjustable. We've enhanced the system with pin-point lighting that highlights selected


areas of the spa, including the Euphoria® jets in the footwell of all models.

In addition to their interior lighting, the Utopia Series models feature corner and perimeter lighting that intensifies the beauty of the area immediately surrounding your spa.




Did you know yellow is the color of optimism? For insights about how color may influence mood, check out our blog.


An array of mood-enhancing colors let you add ambiance at night




Indigo



Aqua



Emerald



Gold



Magenta



Ruby

# Nothing Enhances Your Relaxation Like High-quality Sound



## Add music to any Caldera spa

Music has the ability to enhance or create nearly any mood. For the ideal setting in or around a hot tub, it's important to have components designed to deliver high fidelity sound in a wet, outdoor environment. We offer a range of integrated music options so that you can find the entertainment system that works best for you.

If you love to relax to music, be sure to order your Caldera® Spas hot tub with integrated speakers that are factory-installed and thoughtfully placed within the spa shell for superior sound quality. Upgrade your system with an internally mounted subwoofer to enhance the low-range bass and volume. Every Caldera Spas Wireless Sound System lets you adjust volume, bass, treble and balance from controls on the spa.

### Bluetooth®

#### Wireless sound system with Bluetooth®

Our Bluetooth music options heighten your spa enjoyment and help you unwind as you relax or enjoy a massage for your tired muscles. Stream music live or play from your own music library.



### CALDERA WELLNESS

To relax, try the 4-7-8 Relaxing Breath Exercise. Press your tongue to the roof of your mouth with the tip of your tongue near the base of your front teeth. Breathe in through your nose slowly to a count of 4. Hold your breath for a count of 7. Exhale through your mouth for a slow count of 8. As you exhale with your tongue pressed against the roof of your mouth, make a soft "wooshing" sound. Keep the tip of your tongue in the same position throughout. Repeat the cycle four times. This twice-a-day exercise is a "natural tranquilizer" for the nervous system.

Source: Dr. Andrew Weil, M.D.

## Series Speakers




### Utopia® Series

Music-ready Utopia models include low-profile integrated speakers that surround the contoured pillow headrests for high quality sound.



### Paradise® Series

Music-ready Paradise models include sleek speakers thoughtfully placed on the spa shell.



### Vacanza® Series

Most Vacanza models can be ordered music-ready to include integrated speakers.

# Monitor and Control Your Spa from Anywhere in the World



With the Connexion® Remote Spa Monitoring System, you and your local dealer can monitor the status of your hot tub from nearly anywhere in the world using a smartphone or tablet.

The system provides real-time information and control of spa functions. With VirtualValet™ and a subscription service, your local dealer can receive alerts from the system and respond when issues arise.

The Connexion subscription service makes it much easier to maintain your spa when you're away. It's especially helpful for a spa at a vacation home or cabin, or to help frequent travelers monitor a spa from anywhere.

Connexion offers more than just information and real-time alerts if there's a problem. It also allows you to control select spa functions remotely.

Best of all, Connexion gives you the peace of mind that your spa is working properly and will be serviced when needed. The Connexion Remote Spa Monitoring System is available as a dealer-installed option on all Caldera® spa models.



# Get More Use from Your Hot Tub During Hot Summer Months



*CoolZone must be installed by your dealer in conjunction with a licensed HVAC installer.*

While many hot tub users prefer to keep their spa water hot year round, some people want to cool down in their spa during summer. Now Caldera® Spas offers a way to cool down and get more use from your hot tub during those months. With the CoolZone™ Hot Tub Cooling System, your Caldera Spas hot tub can both cool and warm spa water, something not possible with most hot tubs. It works much like an air conditioner, cooling spa water to as low as 60 degrees. When you're ready to warm the water again, the system works in conjunction with your heater to efficiently raise water temperature in just a few hours.

## Energy-efficient

The CoolZone system is highly efficient and can improve the energy use of your hot tub during normal operation because it can reduce the amount of time the heater needs to run. Over time, it can reduce your operating costs and save you money.

## Therapeutic benefits

A cold soak can help muscle recovery by reducing swelling caused during a strenuous workout. When you leave the water, muscles warm up, bringing oxygenated blood back in to help muscles recover. Later, the CoolZone system can raise the spa water temperature to provide the benefits of warm water immersion, bringing more oxygenated blood to tissues, and increasing flexibility.

## Family benefits


A hot tub can enhance communication within a family with more time together, free of distractions. By creating a cool getaway during a hot summer day, your Caldera spa can become a great place for a family to gather, cool off, and relax.



	CANTABRIA®	GENEVA®	NIAGARA®	TAHITIAN®
<b>Seat Capacity</b>	8 adults	6 adults	7 adults	6 adults
<b>Dimensions (Subject to change)</b>	9' x 7'7" x 38" 274cm x 231cm x 97cm	7'5" x 7'5" x 38" 226cm x 226cm x 97cm	7'5" x 7'5" x 38" 226 cm x 226 cm x 97 cm	7' x 7' x 36" 213 cm x 213 cm x 91 cm
<b>Gallons</b>	615 gallons / 2,325 liters	410 gallons / 1,550 liters	400 gallons / 1,525 liters	375 gallons / 1,425 liters
<b>Dry Weight</b>	1,310 lbs. / 595 kg	1,000 lbs. / 455 kg	995 lbs. / 450 kg	900 lbs. / 410 kg
<b>Filled Weight*</b>	7,840 lbs. / 3,560 kg	5,470 lbs. / 2,485 kg	5,555 lbs. / 2,535 kg	5,080 lbs. / 2,315 kg
<b>Shell Colors</b>	Platinum, Tuscan Sun, Arctic White, Midnight Canyon	Pacific Rim, White Pearl, Platinum, Tuscan Sun, Arctic White, Midnight Canyon	Pacific Rim, White Pearl, Platinum, Tuscan Sun, Arctic White, Midnight Canyon	Pacific Rim, White Pearl, Platinum, Tuscan Sun, Arctic White, Midnight Canyon
<b>Cabinet &amp; Step Colors</b>	Brownstone, Slate, Sand	Brownstone, Slate, Sand	Brownstone, Slate, Sand	Brownstone, Slate, Sand
<b>Cabinet Type</b>	Avante™ Cabinet	Avante™ Cabinet	Avante™ Cabinet	Avante™ Cabinet
<b>Step Type</b>	Avante™ Step	Avante™ Step	Avante™ Step	Avante™ Step
<b>Cover Colors</b>	Chocolate, Slate, Taupe	Chocolate, Slate, Taupe	Chocolate, Slate, Taupe	Chocolate, Slate, Taupe
<b>Cover Lifters</b>	ProLift IV, ProLift III	ProLift IV, ProLift III, ProLift II	ProLift IV, ProLift III, ProLift II	ProLift IV, ProLift III, ProLift II
<b>Bottom Seal</b>	Base Pan	Base Pan	Base Pan	Base Pan
<b>Lighting</b>	SpaGlo® Multi-Zone Lighting including 14 Interior Points-of-Light and 4 Corner Exterior Lights	SpaGlo® Multi-Zone Lighting including 12 Interior Points-of-Light and 4 Corner Exterior Lights	SpaGlo® Multi-Zone Lighting including 12 Interior Points-of-Light and 4 Corner Exterior Lights	SpaGlo® Multi-Zone Lighting including 10 Interior Points-of-Light and 4 Corner Exterior Lights
<b>Logo Light/Branding</b>	Diagnostic Logo Light	Diagnostic Logo Light	Diagnostic Logo Light	Diagnostic Logo Light
<b>Pumps</b>	3 ReliaFlo® Pumps 2 Dual-Speed 2.5HP (5.2 BHP**) 1 Single-Speed 2.5HP (5.2 BHP**)	2 ReliaFlo® Pumps 1 Dual-Speed 2.5HP (5.2 BHP**) 1 Single-Speed 2.5HP (5.2 BHP**)	2 ReliaFlo® Pumps 1 Dual-Speed 2.5HP (5.2 BHP**) 1 Single-Speed 2.5HP (5.2 BHP**)	2 ReliaFlo® Pumps 1 Dual-Speed 2.5HP (5.2 BHP**) 1 Single-Speed 2.5HP (5.2 BHP**)
<b>Jets</b>	74 Jets (56 Euro, 7 VersaSage®, 4 AdaptaSage®, 4 Euro-Pulse®, 2 OrbiSage®, 1 Euphoria®)	55 Jets (40 Euro, 4 VersaSage®, 1 AdaptaFlo®, 4 AdaptaSage®, 2 Euro-Pulse®, 2 OrbiSage®, 2 Euphoria®)	52 Jets (38 Euro, 4 VersaSage®, 2 AdaptaFlo®, 4 Euro-Pulse®, 2 OrbiSage®, 2 Euphoria®)	48 Jets (36 Euro, 4 VersaSage®, 2 AdaptaSage®, 2 AdaptaFlo®, 2 OrbiSage®, 2 Euphoria®)
<b>UltraMasseuse® System</b>	6 Jetting Sequences; 3 Speeds	N/A	N/A	N/A
<b>Controls</b>	Advent® LCD Touchscreen Control with Auxiliary Panel, and UltraMasseuse Panel	Advent® LCD Touchscreen Control with Auxiliary Panel	Advent® LCD Touchscreen Control with Auxiliary Panel	Advent® LCD Touchscreen Control with Auxiliary Panel
<b>Circulation Pump</b>	EnergyPro® Circulation Pump	EnergyPro® Circulation Pump	EnergyPro® Circulation Pump	EnergyPro® Circulation Pump
<b>Heater</b>	EnergyPro® Heater (4,000 Watts)	EnergyPro® Heater (4,000 Watts)	EnergyPro® Heater (4,000 Watts)	EnergyPro® Heater (4,000 Watts)
<b>Filter Size</b>	100 sq. ft.	100 sq. ft.	100 sq. ft.	100 sq. ft.
<b>Water Care System</b>	Spa Frog Cartridge Ready	Spa Frog Cartridge Ready	Spa Frog Cartridge Ready	Spa Frog Cartridge Ready
<b>Monarch® CD Ozone System</b>	Standard	Standard	Standard	Standard
<b>Electrical Requirements</b>	230V/50 or 70 amp	230V/50 amp	230V/50 amp	230V/50 amp
<b>Optional Speakers</b>	Standard: (8) 1" Sq. Speakers, Bluetooth Amp, Subwoofer, & Dock	(6) 1" Sq. Speakers	(8) 1" Sq. Speakers	(6) 1" Sq. Speakers
<b>Water Features</b>	(2) Acquarella® Waterfalls w/LED lighting	(1) Acquarella Waterfall w/LED lighting	(1) Acquarella Waterfall w/LED lighting	(1) Acquarella Waterfall w/LED lighting

\*Filled weight includes the weight of the occupants assuming an average weight of 175 lbs. \*\*Brake Horsepower (BHP) is the horsepower a pump motor achieves for a brief period upon start-up

	FLORENCE™	PROVENCE™
<b>Seat Capacity</b>	6 adults	4 adults
<b>Dimensions (Subject to change)</b>	7' x 7' x 36" 213 cm x 213 cm x 91 cm	6'6" x 7' x 35" 198 cm x 213 cm x 89 cm
<b>Gallons</b>	360 gallons / 1,362 liters	265 gallons / 1,005 liters
<b>Dry Weight</b>	872 lbs. / 396 kg	865 lbs. / 395 kg
<b>Filled Weight*</b>	4,925 lbs. / 2,235 kg	3,775 lbs. / 1,715 kg
<b>Shell Colors</b>	Pacific Rim, White Pearl, Platinum, Tuscan Sun, Arctic White, Midnight Canyon	Pacific Rim, White Pearl, Platinum, Tuscan Sun, Arctic White, Midnight Canyon
<b>Cabinet &amp; Step Colors</b>	Brownstone, Slate, Sand	Brownstone, Slate, Sand
<b>Cabinet Type</b>	Avante™ Cabinet	Avante™ Cabinet
<b>Step Type</b>	Avante™ Step	Avante™ Step
<b>Cover Colors</b>	Chocolate, Slate, Taupe	Chocolate, Slate, Taupe
<b>Cover Lifters</b>	ProLift IV, ProLift III, ProLift II	ProLift III, ProLift II
<b>Bottom Seal</b>	Base Pan	Base Pan
<b>Lighting</b>	SpaGlo® Multi-Zone Lighting including 10 Interior Points-of-Light and 4 Corner Exterior Lights	SpaGlo® Multi-Zone Lighting including 10 Interior Points-of-Light and 4 Corner Exterior Lights
<b>Logo Light/Branding</b>	Diagnostic Logo Light	Diagnostic Logo Light
<b>Pumps</b>	2 ReliaFlo® Pumps 1 Dual-Speed 2.5HP (5.2 BHP**) 1 Single-Speed 2.5HP (5.2 BHP**)	2 ReliaFlo® Pumps 1 Dual-Speed 2.5HP (5.2 BHP**) 1 Single-Speed 2.5HP (5.2 BHP**)
<b>Jets</b>	46 Jets (32 Euro, 4 VersaSage®, 4 AdaptaSage®, 2 Euro-Pulse®, 2 OrbiSage®, 2 Euphoria®)	43 Jets (36 Euro, 2 VersaSage®, 2 AdaptaSage®, 2 OrbiSage®, 1 Euphoria®)
<b>UltraMasseuse® System</b>	N/A	N/A
<b>Controls</b>	Advent® LCD Touchscreen Control with Auxiliary Panel	Advent® LCD Touchscreen Control with Auxiliary Panel
<b>Circulation Pump</b>	EnergyPro® Circulation Pump	EnergyPro® Circulation Pump
<b>Heater</b>	EnergyPro® Heater (4,000 Watts)	EnergyPro® Heater (4,000 Watts)
<b>Filter Size</b>	100 sq. ft.	75 sq. ft.
<b>Water Care System</b>	Spa Frog Cartridge Ready	Spa Frog Cartridge Ready
<b>Monarch® CD Ozone System</b>	Standard	Standard
<b>Electrical Requirements</b>	230V/50 amp	230V/50 amp
<b>Optional Speakers</b>	(6) 1" Sq. Speakers	(6) 1" Sq. Speakers
<b>Water Features</b>	(1) Acquarella Waterfall w/LED lighting	(1) Acquarella Waterfall w/LED lighting



# PARADISE® SERIES

	MAKENA®	SALINA®	MARTINIQUE®	KAUAI®
<b>Seat Capacity</b>	6 adults	7 adults	5 adults	3 adults
<b>Dimensions (Subject to change)</b>	7'5" x 7'5" x 36" 226cm x 226cm x 91cm	7'5" x 7'5" x 36" 226cm x 226cm x 91cm	7'5" x 6'4" x 34" 226cm x 193cm x 87cm	7' x 5'5" x 29.5" 213cm x 165cm x 75cm
<b>Gallons</b>	395 gallons / 1,500 liters	420 gallons / 1,600 liters	285 gallons / 1,080 liters	230 gallons / 875 liters
<b>Dry Weight</b>	1,020 lbs. / 465 kg	1,005 lbs. / 455 kg	930 lbs. / 420 kg	740 lbs. / 335 kg
<b>Filled Weight*</b>	5,365 lbs. / 2,445 kg	5,735 lbs. / 2,615 kg	4,180 lbs. / 1,895 kg	3,185 lbs. / 1,450 kg
<b>Shell Colors</b>	White Pearl, Desert, Midnight Canyon, Tuscan Sun, Sterling Marble	White Pearl, Desert, Midnight Canyon, Tuscan Sun, Sterling Marble	White Pearl, Desert, Midnight Canyon, Tuscan Sun, Sterling Marble	White Pearl, Desert, Midnight Canyon, Tuscan Sun, Sterling Marble
<b>Cabinet &amp; Step Colors</b>	Espresso, Coastal Gray, Teak	Espresso, Coastal Gray, Teak	Espresso, Coastal Gray, Teak	Espresso, Coastal Gray, Teak
<b>Cabinet Type</b>	EcoTech® Cabinet	EcoTech® Cabinet	EcoTech® Cabinet	EcoTech® Cabinet
<b>Step Type</b>	EcoTech® or Polymer	EcoTech® or Polymer	EcoTech® or Polymer	EcoTech® or Polymer
<b>Cover Colors</b>	Chestnut, Ash, Caramel	Chestnut, Ash, Caramel	Chestnut, Ash, Caramel	Chestnut, Ash, Caramel
<b>Cover Lifters</b>	ProLift IV, ProLift III, ProLift II, ProLift	ProLift IV, ProLift III, ProLift II, ProLift	ProLift IV, ProLift III, ProLift II, ProLift	ProLift IV, ProLift III, ProLift II, ProLift
<b>Bottom Seal</b>	Poly Sheet	Poly Sheet	Poly Sheet	Poly Sheet
<b>Lighting</b>	SpaGlo® 12 Interior Points-of-Light	SpaGlo® 12 Interior Points-of-Light	SpaGlo® 10 Interior Points-of-Light	SpaGlo® 7 Interior Points-of-Light
<b>Logo Light/Branding</b>	Branding Decal on cabinet	Branding Decal on cabinet	Branding Decal on cabinet	Branding Decal on cabinet
<b>Pumps</b>	2 ReliaFlo® Pumps 1 Dual-Speed 2.5HP (5.2 BHP**) 1 Single-Speed 2.5HP (5.2 BHP**)	2 ReliaFlo® Pumps 1 Dual-Speed 2.5HP (5.2 BHP**) 1 Single-Speed 2.5HP (5.2 BHP**)	2 ReliaFlo® Pumps 1 Dual-Speed 1.5HP (3.2 BHP**) (3.2 BHP**) (4.0 BHP**) 1 Single-Speed 2.0 HP (4.0 BHP**)	1 ReliaFlo® Pump 1 Single-Speed 2.0HP (4.0 BHP**)
<b>Jets</b>	46 Jets (37 Euro, 6 VersaSage®, 2 AdaptaFlo®, 1 Euphoria®)	40 Jets (29 Euro, 6 VersaSage®, 4 AdaptaFlo®, 1 Euphoria®)	34 Jets (24 Euro, 7 VersaSage®, 2 AdaptaSage®, 1 AdaptaFlo®)	31 Jets (24 Euro, 5 VersaSage®, 2 Euro-Pulse®)
<b>UltraMasseuse® System</b>	N/A	N/A	N/A	N/A
<b>Controls</b>	Advent® LCD Main Control Panel	Advent® LCD Main Control Panel	Advent® LCD Main Control Panel	Advent® LCD Main Control Panel
<b>Circulation Pump</b>	EnergyPro® Circulation Pump	EnergyPro® Circulation Pump	EnergyPro® Circulation Pump	EnergyPro® Circulation Pump
<b>Heater</b>	EnergyPro® Heater (4,000 Watts)	EnergyPro® Heater (4,000 Watts)	EnergyPro® Heater (4,000 Watts)	EnergyPro® Heater (4,000 Watts)
<b>Filter Size</b>	75 sq. ft.	75 sq. ft.	50 sq. ft.	50 sq. ft.
<b>Water Care System</b>	Spa Frog Cartridge Ready	Spa Frog Cartridge Ready	Spa Frog Cartridge Ready	Spa Frog Cartridge Ready
<b>Monarch® CD Ozone System</b>	Optional	Optional	Optional	Optional
<b>Electrical Requirements</b>	230V/50 amp	230V/50 amp	230V/50 amp	230V/50 amp
<b>Optional Speakers</b>	(4) 3.5 Rd. Speakers	(4) 3.5 Rd. Speakers	(4) 3.5 Rd. Speakers	(3) 3.5 Rd. Speakers
<b>Water Features</b>	(1) Acquarella® Waterfall w/LED lighting	(1) Acquarella Waterfall w/LED lighting	(1) Acquarella Waterfall w/LED lighting	N/A

# VACANZA® SERIES

	PALATINO®	MARINO®	VANTO®	TARINO™	AVENTINE®
<b>Seat Capacity</b>	6 adults	6 adults	7 adults	5 adults	2 adults
<b>Dimensions (Subject to change)</b>	7'5" x 7'5" x 38.5" 226cm x 226cm x 98cm	7' x 7' x 36" 213cm x 213cm x 91cm	7' x 7' x 36" 213cm x 213cm x 91cm	6'10" x 6'10" x 33" 208cm x 208cm x 84cm	5'4" x 5'4" x 29" 162cm x 162cm x 74cm
<b>Gallons</b>	400 gallons / 1,525 liters	360 gallons / 1,375 liters	375 gallons / 1,425 liters	310 gallons / 1,175 liters	150 gallons / 575 liters
<b>Dry Weight</b>	910 lbs. / 415 kg	835 lbs. / 380 kg	845 lbs. / 385 kg	730 lbs. / 330 kg	500 lbs. / 225 kg
<b>Filled Weight*</b>	5,295 lbs. / 2,420 kg	4,885 lbs. / 2,235 kg	5,200 lbs. / 2,370 kg	4,190 lbs. / 1,905 kg	2,100 lbs. / 960 kg
<b>Shell Colors</b>	White Pearl, Desert, Midnight Canyon, Tuscan Sun, Sterling Marble	White Pearl, Desert, Midnight Canyon, Tuscan Sun, Sterling Marble	White Pearl, Desert, Midnight Canyon, Tuscan Sun, Sterling Marble	White Pearl, Desert, Midnight Canyon, Tuscan Sun, Sterling Marble	Desert, Sterling Marble
<b>Cabinet &amp; Step Colors</b>	Espresso, Coastal Gray, Teak	Espresso, Coastal Gray, Teak	Espresso, Coastal Gray, Teak	Espresso, Coastal Gray, Teak	Espresso, Coastal Gray, Teak
<b>Cabinet Type</b>	EcoTech® Cabinet	EcoTech Cabinet	EcoTech Cabinet	EcoTech Cabinet	EcoTech Cabinet
<b>Step Type</b>	EcoTech or Polymer	EcoTech or Polymer	EcoTech or Polymer	EcoTech or Polymer	EcoTech or Polymer
<b>Cover Colors</b>	Chestnut, Ash, Caramel	Chestnut, Ash, Caramel	Chestnut, Ash, Caramel	Chestnut, Ash, Caramel	Chestnut, Ash, Caramel
<b>Cover Lifters</b>	ProLift IV, ProLift III, ProLift II, ProLift	ProLift IV, ProLift III, ProLift II, ProLift	ProLift IV, ProLift III, ProLift II, ProLift	ProLift IV, ProLift III, ProLift II, ProLift	N/A
<b>Bottom Seal</b>	Visquene Sheet	Visquene Sheet	Visquene Sheet	Visquene Sheet	Visquene Sheet
<b>Lighting</b>	Mystique® 10 Interior Points-of-Light	Mystique 10 Interior Points-of-Light	Mystique 10 Interior Points-of-Light	Mystique 10 Interior Points-of-Light	Blue LED Underwater Light (Optional Mystique System)
<b>Logo Light/Branding</b>	Branding Decal on cabinet	Branding Decal on cabinet	Branding Decal on cabinet	Branding Decal on cabinet	Branding Decal on cabinet
<b>Pumps</b>	2 ReliaFlo® Pumps 1 Dual-Speed 2.5HP (5.2 BHP**) (5.2 BHP**) (5.2 BHP**)	2 ReliaFlo® Pumps 1 Dual-Speed 1.5HP (3.2 BHP**) (3.2 BHP**) (3.2 BHP**)	2 ReliaFlo® Pumps 1 Dual-Speed 1.5HP (3.2 BHP**) (3.2 BHP**) (3.2 BHP**)	1 ReliaFlo® Pump 1 Dual-Speed 1.5HP (3.2 BHP**) (3.2 BHP**)	1 ReliaFlo® Pump 1 Dual-Speed 1.5HP (3.2 BHP**)
<b>Jets</b>	45 Jets (35 Euro, 6 AdaptaFlo®, 4 AdaptaSage®)	35 Jets (27 Euro, 5 AdaptaFlo, 3 AdaptaSage)	35 Jets (27 Euro, 5 AdaptaFlo, 3 AdaptaSage)	23 Jets (17 Euro, 4 AdaptaFlo, 2 AdaptaSage)	14 Jets (6 Euro, 6 AdaptaFlo®, 2 Euro-Pulse®)
<b>UltraMasseuse® System</b>	N/A	N/A	N/A	N/A	N/A
<b>Controls</b>	LCD Main Control Panel	LCD Main Control Panel	LCD Main Control Panel	LCD Main Control Panel	LCD Main Control Panel
<b>Circulation Pump</b>	N/A	N/A	N/A	N/A	N/A
<b>Heater</b>	Hi-Flow Heater (4,000 Watts)	Hi-Flow Heater (4,000 Watts)	Hi-Flow Heater (4,000 Watts)	Hi-Flow Heater (1,000/4,000 Watts)	Hi-Flow Heater (1,000/4,000 Watts)
<b>Filter Size</b>	65 sq. ft.	65 sq. ft.	65 sq. ft.	30 sq. ft.	35 sq. ft.
<b>Water Care System</b>	Spa Frog Cartridge Ready	Spa Frog Cartridge Ready	Spa Frog Cartridge Ready	Spa Frog Cartridge Ready	Spa Frog Cartridge Ready
<b>Monarch® CD Ozone System</b>	Optional	Optional	Optional	Optional	Optional
<b>Electrical Requirements</b>	230V/50 amp	230V/50 amp	230V/50 amp	115V/20 amp, or 230V/50 amp	115V/20 amp, or 230V/50 amp
<b>Optional Speakers</b>	(4) 1" Sq. Speakers	(4) 1" Sq. Speakers	(4) 1" Sq. Speakers	(4) 1" Sq. Speakers	N/A
<b>Water Features</b>	(1) Acquarella® Waterfall	(1) Acquarella Waterfall	(1) Acquarella Waterfall	(1) Acquarella Waterfall	N/A

\*Filled weight includes the weight of the occupants assuming an average weight of 175 lbs. \*\*Brake Horsepower (BHP) is the horsepower a pump motor achieves for a brief period upon start-up.



# The Best, Most Comprehensive Warranties, Because Peace of Mind is an Important Part of the Wellness Equation

On the journey to a holistic state of well-being, it's important to minimize stress and worry. Take control of what you can and let the rest go.

If you're buying a hot tub to enhance your peace of mind and your overall wellness, you certainly don't want to worry about whether that hot tub will work according to your expectations or what you'll do if it doesn't.

A Caldera® Spas hot tub delivers the peace of mind that only comes when you know that your investment is protected by the most complete warranty in the hot tub industry.

How do we do it? Simple. If you make the best hot tub with the most dependable, high-performance components, offering the best warranty is just the logical next step. From precision craftsmanship to rigorous quality control and testing, each Caldera spa is scrutinized for form, function, fit, and finish.

## Utopia® and Paradise® Series

- 10-Year No-Leak Shell Warranty
- 7-Year Shell Surface Warranty
- 5-Year Avante™ Cabinet Warranty
- 3-Year EcoTech™ Cabinet Warranty
- 5-Year No-Leak Plumbing Warranty
- 5-Year Component Warranty
- 5-Year EnergyPro Heater Warranty

## Vacanza® Series

- 5-Year, No-Leak Shell Warranty
- 2-Year Shell Surface Warranty
- 2-Year No-Leak Plumbing Warranty
- 2-Year Component Warranty
- 2-Year EcoTech™ Cabinet Warranty

To read the full warranty specifications for each of our spa models, visit [www.calderaspas.com/owners-corner/warranty](http://www.calderaspas.com/owners-corner/warranty)

## A legacy of trust



Caldera® Spas was founded in 1976 and is one of the most heralded and trusted spa brands in the world. Caldera is manufactured by Watkins Wellness—the global industry leader having built more than one million hot tubs.



## Quality assurance

From precision craftsmanship to rigorous quality control and testing, each Caldera spa is scrutinized for form, function, fit, and finish before it is ready for you. We are committed to the highest level of engineering and construction and back each spa with our exceptional ComfortGuard® limited warranty—one of the best in the industry.

## Recognition

Caldera spas are recognized throughout the industry for performance, quality, and customer satisfaction. Recent awards and recognition include receiving eleven consecutive certifications for excellence in customer satisfaction from the consumer group SpaSearch.



## At your service

Backed by the full expertise and resources of Caldera Spas, our professional retailers are committed to ensuring your long-term customer satisfaction. From purchase to installation to service and more, count on your professional retailer to make Caldera ownership easy and enjoyable.



**Watkins Wellness™**  
Feel good. Live well.™

## A global leader

Watkins Wellness is owned by Masco Corporation. A Fortune 500 company, Masco is a global leader whose family of trusted home products includes:





### Mixed Sources

Product group from well-managed forests, controlled sources and recycled wood or fiber  
www.fsc.org Cert no. XXX-XXX-XXX  
© 1996 Forest Stewardship Council

We print our brochures on only Forest Stewardship Council (FSC) Paper Printed in the USA on recycled paper that contains 10% post-consumer waste and is FSC certified. FSC ensures that the paper in our brochures contain fiber from well-managed and responsibly treated forests. Please pass this brochure on or recycle again.



# CalderaSpas®

Come to Life

Visit us at: [CalderaSpas.com](http://CalderaSpas.com)

©2018 Watkins Wellness, 1280 Park Center Drive, Vista CA 92081. All rights reserved. Acquarella, AdaptaFlo, AdaptaSsage, Advent, Atlas, Avante, Aventine, Caldera, Caldera Diagnostic Resource, Cantabria, Come to Life, ComfortGuard, Connexion, CoolZone, EcoTech, EcstaSeat, EnergyPro, Euphoria, Euro-Pulse, FiberCor, Florence, Foot Ridge, Geneva, Hot Tub Circuit Therapy, Kauai, LumbarSsage, Makena, Marino, Martinique, Monarch, Mystique, Niagara, OrbiSsage, Palatino, Paradise, ProLift, Provence Pure Comfort, Pure Performance, Pure Style, Q Chamber, ReliaFlo, Salina, Sole Soothers, SpaGlo, Tahitian, Tarino, UltraMassage, UltraMasseuse, Utopia, Vacanza, Vanto, and VersaSsage, VirtualValet and 20 Minute Renewal are trademarks of Watkins Wellness. Delta is a trademark of Masco Corporation of Indiana. Merillat is a trademark of Merillat Industries, Inc., Behr is a trademark of Behr Process Corporation, the BESTBUY Seal is a registered trademark of Consumers Digest Communications, LLC, used under license. iPod and iPhone are registered trademarks of Apple, the Bluetooth word mark and logos are registered trademarks owned by Bluetooth SIG, Inc. and used under license, FROG is a registered trademark of King Technology, Inc. Specifications subject to change without notice. Models, features and electrical requirements may vary by country. U.S. Patents: #5,819,332; 5,924,850; 6,195,811; 6,381,766; 6,859,952; 7,160,446; 7,219,690; 7,490,370; 7,671,994; 7,698,754; 6,381,766B1; D543282; D600816; D616104; D616105; D616999; D641486; D641889; D643539; D649256; D657881 and other patents pending.



Take the next step.  
Scan to find your  
local Caldera dealer  
and Come to Life!



\$5.95  
PN 63091 Rev C